





IVR 804 NEW AVANT FLOOR





 Collettore di mandata con misuratori di portata;
collettore di ritorno con valvole termostattizzabili e cappellotti di regolazione.

 Inlet manifold with flow meters;
return manifold with thermostatic valves and operating manual caps.

 Vorlaufverteiler mit Durchflussmessern;
Rücklaufverteiler mit Regulierventilen (für thermoelektrischen Kopf), Handrädern.

 Collecteur d'alimentation avec débitmètres des circuits;
collecteur de retour avec vannes thermostatissables.

 Входной коллектор с расходомерами;
Обратный коллектор с термостатическими клапанами и крышками для ручной регулировки.



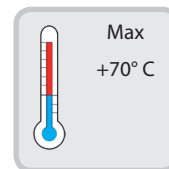
Collettore in acciaio inox AISI 304 1" - 1"1/4, connessioni 3/4" EK interasse 50 mm, zanche di fissaggio antivibrazione, etichette e istruzioni.

AISI 304 stainless steel manifold 1" - 1"1/4, 3/4" Eurocone connections centre hole distance 50 mm, mounting brackets which minimise noise and vibration, stickers and assembly instruction.

Verteiler aus rostfreiem Edelstahl AISI 304 mit 1" - 1"1/4, 3/4" anschlüssen Eurokonus abstand 50 mm, schwingungsdämpfenden Befestigungsklammern, etiketten und anweisungen.

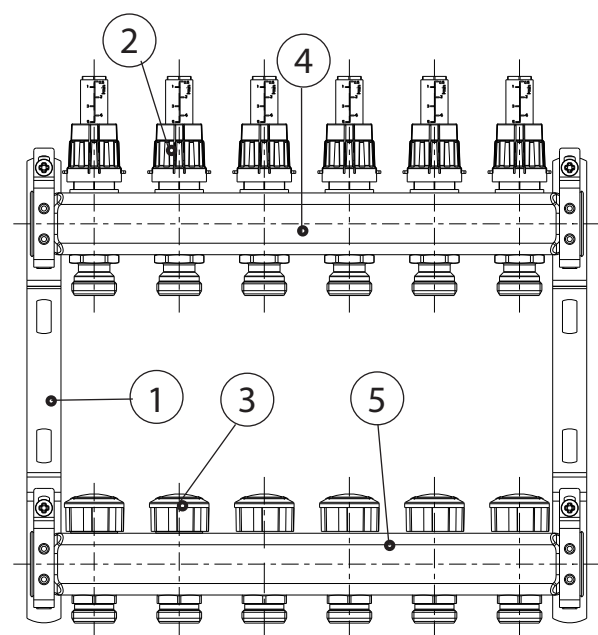
Collecteur en acier inox AISI 304 1" - 1"1/4, fixations 3/4" EK entraxes 50 mm, plaques d'ancrage antivibration, étiquettes et instructions.

Коллектор из нержавеющей стали AISI 304, размеры 1" - 1"1/4, 3/4" соединения Евроконус межосевое расстояние 50 мм, крепления с защитой от вибрации, инструкция по сборке.

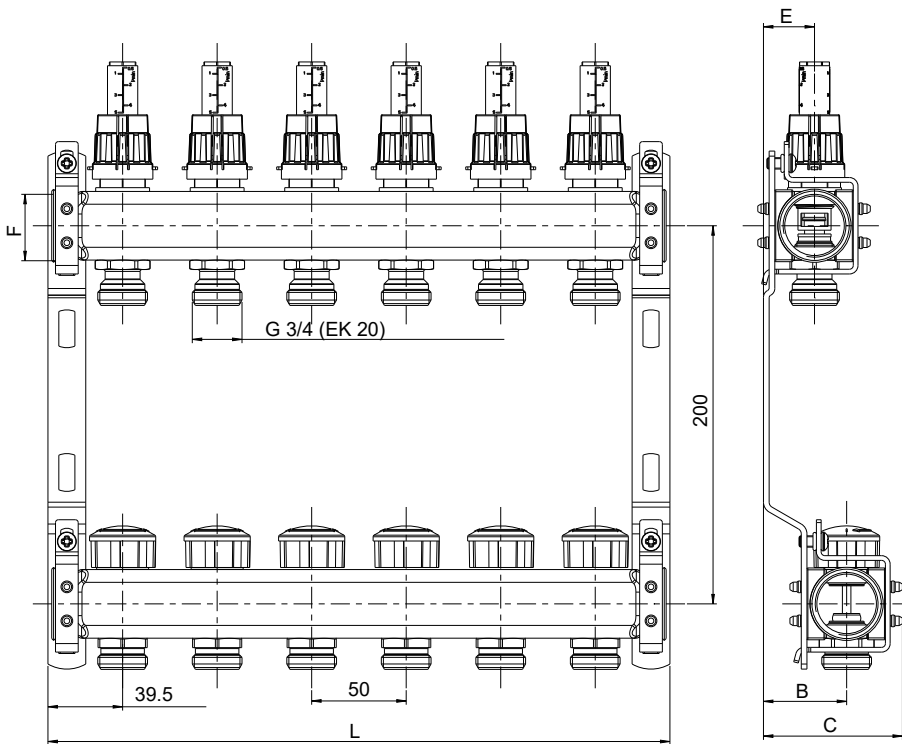


Dati tecnici - Technical data

Pressione massima di esercizio	
Max. working pressure	6 bar
Pressione differenziale massima	
Max. Differential pressure	1 bar

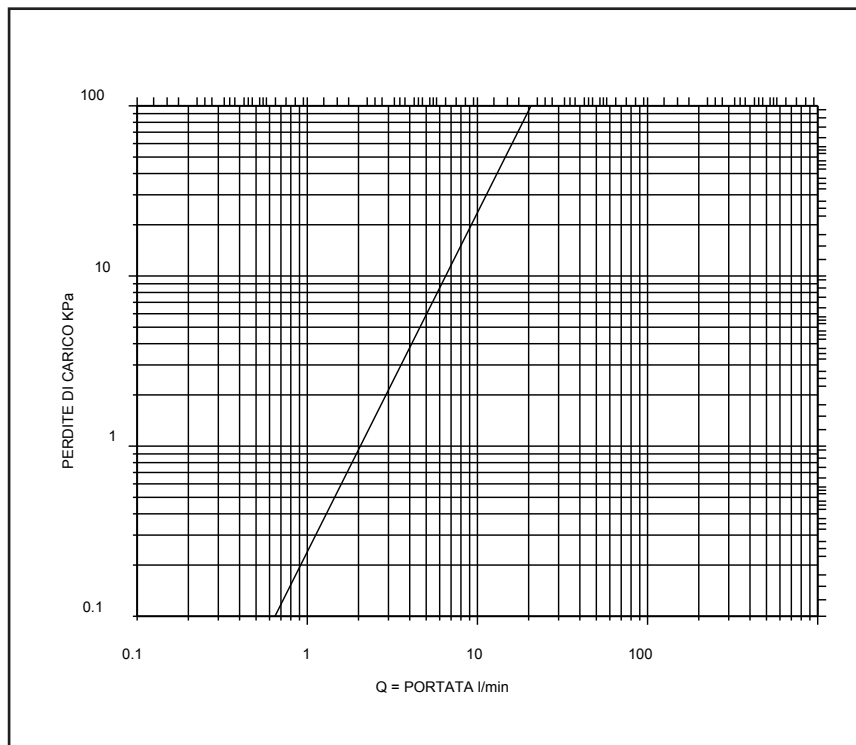


N	DENOMINAZIONE PART NAME	MATERIALE MATERIAL	TRATTAMENTO TREATMENT
1	Zanca Acciaio Mounting brackets	Acciaio Steel	Zincata Zinc plated
2	Misuratore di portata Flow setting valve		
3	Valvola termostattizzabile Thermostatic valve		
4	Collettore con misuratori di portata Manifold with flow setting valves	Acciaio inox AISI 304 Stainless steel AISI 304	
5	Collettore con valvole Manifold with valves	Acciaio inox AISI 304 Stainless steel AISI 304	



Code	Type	F	L	B	C	E
180422502	2 vie	G 1"	129	44	73.5	27
180422503	3 vie	G 1"	179	44	73.5	27
180422504	4 vie	G 1"	229	44	73.5	27
180422505	5 vie	G 1"	279	44	73.5	27
180422506	6 vie	G 1"	329	44	73.5	27
180422507	7 vie	G 1"	379	44	73.5	27
180422508	8 vie	G 1"	429	44	73.5	27
180422509	9 vie	G 1"	479	44	73.5	27
180422510	10 vie	G 1"	529	44	73.5	27
180422511	11 vie	G 1"	579	44	73.5	27
180422512	12 vie	G 1"	629	44	73.5	27
180432506	6 vie	G 1 1/4"	329	46.5	79.5	29.5
180432507	7 vie	G 1 1/4"	379	46.5	79.5	29.5
180432508	8 vie	G 1 1/4"	429	46.5	79.5	29.5
180432509	9 vie	G 1 1/4"	479	46.5	79.5	29.5
180432510	10 vie	G 1 1/4"	529	46.5	79.5	29.5
180432511	11 vie	G 1 1/4"	579	46.5	79.5	29.5
180432512	12 vie	G 1 1/4"	629	46.5	79.5	29.5

DIAGRAMMA PERDITE DI CARICO
FLOW AND PRESSURE DROP



KVs 1.240 m³/h