







KIT A - B IVR 802 AVANT FLOOR

-  Collettore di mandata con misuratori di portata, valvola sfogo aria, rubinetto di carico/scarico acqua, valvola a sfera; collettore di ritorno con valvole termostattizzabili e cappellotti di regolazione, valvola sfogo aria, rubinetto di carico/scarico acqua, valvola a sfera.
-  Inlet manifold with flow meters, air vent, draining valve, ball valve; return manifold with with thermostatic valves and with operating manual caps, air vent, draining valve, ball valve.
-  Vorlaufverteiler mit Durchflussmessern, Entlüftungsventil und Füll- Entleerungshahn, Kugelhahn; Rücklaufverteiler mit Regulierventilen (für thermoelektrischen Kopf), Handrädern, Entlüftungsventil und Füll- Entleerungshahn, Kugelhahn
-  Collecteur d'alimentation avec débitmètres des circuits, vanne de purge d'air et robinets de remplissage/devidange, vanne à boisseau sphérique; collecteur de retour vannes thermostatisables, et chapeaux de réglage, vanne de purge d'air et robinets de remplissage, vanne à boisseau sphérique.
-  Входной коллектор с расходомерами, воздухоотводчиком, дренажным клапаном, шаровым краном; Обратный коллектор с ручными регулирующими клапанами, воздухоотводчиком, дренажным клапаном, шаровым краном.



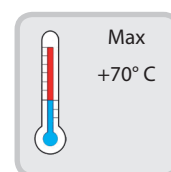
Collettore in acciaio inox AISI 304 1" - 1"1/4, connessioni 3/4" EK interasse 50 mm, zanche di fissaggio antivibrazione, etichette e istruzioni.

AISI 304 stainless steel manifold 1" - 1"1/4, 3/4" Eurocone connections centre hole distance 50 mm, mounting brackets which minimise noise and vibration, stickers and assembly instruction.

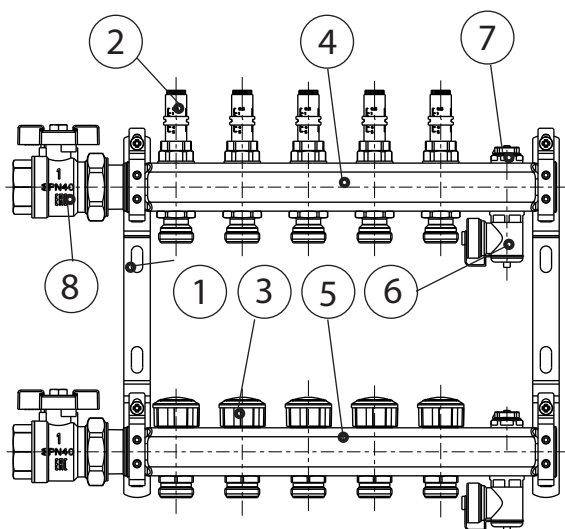
Verteiler aus rostfreiem Edelstahl AISI 304 mit 1" - 1" 1/4, 3/4" anschlüssen Eurokonus abstand 50 mm, schwingungsdämpfenden Befestigungsklammern, etiketten und anweisungen.

Collecteur en acier inox AISI 304 1" - 1"1/4, fixations 3/4" EK entraxes 50 mm, plaques d'ancrage antivibration, étiquettes et instructions.

Коллектор из нержавеющей стали AISI 304, размеры 1" - 1"1/4, 3/4" соединения Евроконус межосевое расстояние 50 мм, крепления с защитой от вибрации, инструкция по сборке.



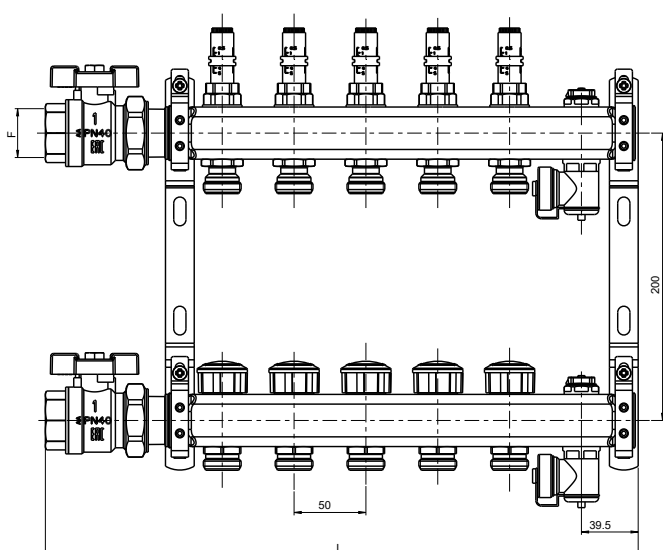
Dati tecnici - Technical data	
Pressione massima di esercizio Max. working pressure	6 bar
Pressione differenziale massima Max. Differential pressure	1 bar



N	DENOMINAZIONE PART NAME	MATERIALE MATERIAL	TRATTAMENTO TREATMENT
1	Zanca Acciaio Mounting brackets	Acciaio Steel	Zincata Zinc plated
2	Misuratori di portata Flow setting valve		
3	Valvola termostattizzabile Thermostatic valve		
4	Collettore con misuratori di portata Manifold with flow setting valves	Acciaio inox AISI 304 Stainless steel AISI 304	
5	Collettore con valvole Manifold with valves	Acciaio inox AISI 304 Stainless steel AISI 304	
6	Rubinetto di carico-scarico Draining valve	Ottone Brass CW 617N - UNI EN 2165/98	Nichelato Nikel plated
7	Sfogo aria Air-vent	Ottone Brass CW 617N - UNI EN 2165/98	Nichelato Nikel plated
8	Valvola a sfera Ball valve	Ottone Brass CW 617N - UNI EN 2165/98	Nichelato Nikel plated

Tutte le caratteristiche tecniche dei prodotti sono soggette a modifiche senza preavviso - All product's technical specifications are subject to modification without prior notice

KIT A - B IVR 802 AVANT FLOOR

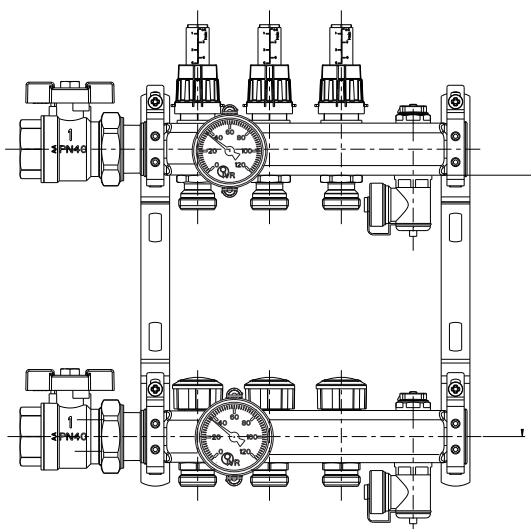


KIT A 802 IVR



KIT A 802 IVR

Code	Tipe	F	L	B	C	E
1802A22502	2 vie	G 1"	263	44	73.5	27
1802A22503	3 vie	G 1"	313	44	73.5	27
1802A22504	4 vie	G 1"	363	44	73.5	27
1802A22505	5 vie	G 1"	413	44	73.5	27
1802A22506	6 vie	G 1"	463	44	73.5	27
1802A22507	7 vie	G 1"	513	44	73.5	27
1802A22508	8 vie	G 1"	563	44	73.5	27
1802A22509	9 vie	G 1"	613	44	73.5	27
1802A22510	10 vie	G 1"	663	44	73.5	27
1802A22511	11 vie	G 1"	713	44	73.5	27
1802A22512	12 vie	G 1"	763	44	73.5	27
1802A32506	6 vie	G 1"1/4	486	46.5	79.5	29.5
1802A32507	7 vie	G 1"1/4	536	46.5	79.5	29.5
1802A32508	8 vie	G 1"1/4	586	46.5	79.5	29.5
1802A32509	9 vie	G 1"1/4	636	46.5	79.5	29.5
1802A32510	10 vie	G 1"1/4	686	46.5	79.5	29.5
1802A32511	11 vie	G 1"1/4	736	46.5	79.5	29.5
1802A32512	12 vie	G 1"1/4	768	46.5	79.5	29.5



KIT B 802 IVR

KIT B 802 IVR CON TERMOMETRO

Code	Tipe	F	L	B	C	E
1802B22602	2 vie	G 1"	263	44	73.5	27
1802B22603	3 vie	G 1"	313	44	73.5	27
1802B22604	4 vie	G 1"	363	44	73.5	27
1802B22605	5 vie	G 1"	413	44	73.5	27
1802B22606	6 vie	G 1"	463	44	73.5	27
1802B22607	7 vie	G 1"	513	44	73.5	27
1802B22608	8 vie	G 1"	563	44	73.5	27
1802B22609	9 vie	G 1"	613	44	73.5	27
1802AB2610	10 vie	G 1"	663	44	73.5	27
1802B22611	11 vie	G 1"	713	44	73.5	27
1802B22612	12 vie	G 1"	763	44	73.5	27
1802B32606	6 vie	G 1"1/4	486	46.5	79.5	29.5
1802B32607	7 vie	G 1"1/4	536	46.5	79.5	29.5
1802B32608	8 vie	G 1"1/4	586	46.5	79.5	29.5
1802B32609	9 vie	G 1"1/4	636	46.5	79.5	29.5
1802B32610	10 vie	G 1"1/4	686	46.5	79.5	29.5
1802B32611	11 vie	G 1"1/4	736	46.5	79.5	29.5
1802B32612	12 vie	G 1"1/4	768	46.5	79.5	29.5

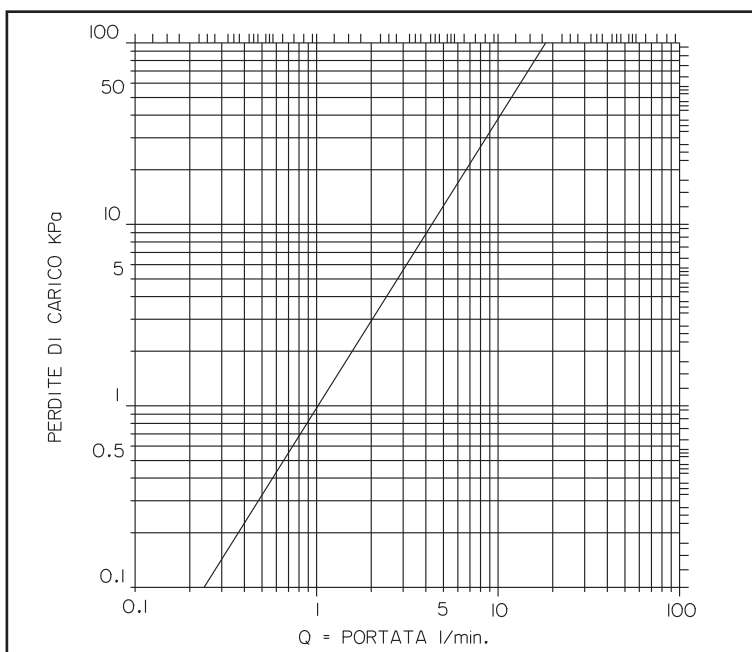


DIAGRAMMA PERDITE DI CARICO
FLOW AND PRESSURE DROP

KVs 1.1 m³/h