



# BOSSINI

HIGH QUALITY SHOWER SYSTEMS

## SCHEDA TECNICA - TECHNICAL SHEET

29/01/2021

Rev: 0

### Codice - Code:

**L00686**  
*TETIS column*

### Descrizione - Description:

Colonna doccia TETIS Column da esterno in acciaio INOX AISI 316. Con rubinetto d'arresto, alimentazione a terra - Soffione TETIS Ø 250 MM

*TETIS stainless steel AISI 316 outdoor shower column with on-off valve, inlet grounded in the earth - TETIS Showerhead Ø 250 MM*

*Duschsäule TETIS Column für den Außenbereich, aus Edelstahl AISI 316. Mit Stoppventil, Wasserzufuhr über einen Bodenanschluss - TETIS Kopfbrause Ø 250 MM*

*Colonne de douche TETIS pour extérieur, en acier inox AISI 316, avec robinet d'arrêt, alimentation de l'eau par le sol - Pomme de douche TETIS Ø 250 MM*

*Columna de ducha TETIS para exterior, de acero inoxidable AISI 316, con llave de paso, alimentación al suelo - Rociador TETIS Ø 250 MM*

*Душевая колонна TETIS Column для наружной установки из стали INOX AISI 316, с запорным краном, водоподключение в пол - Душ TETIS диам. 250 MM*

### Tecnologia - Technology:

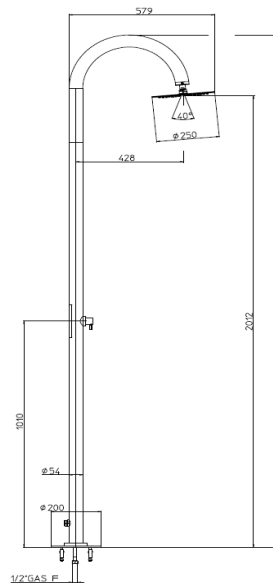


### Immagine Prodotto - Product Image

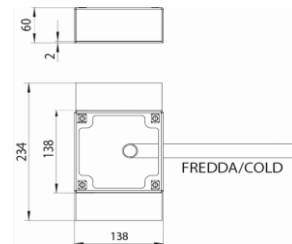


KIT FISSAGGIO A PAVIMENTO  
FLOOR FIXING INSTALLATION KIT

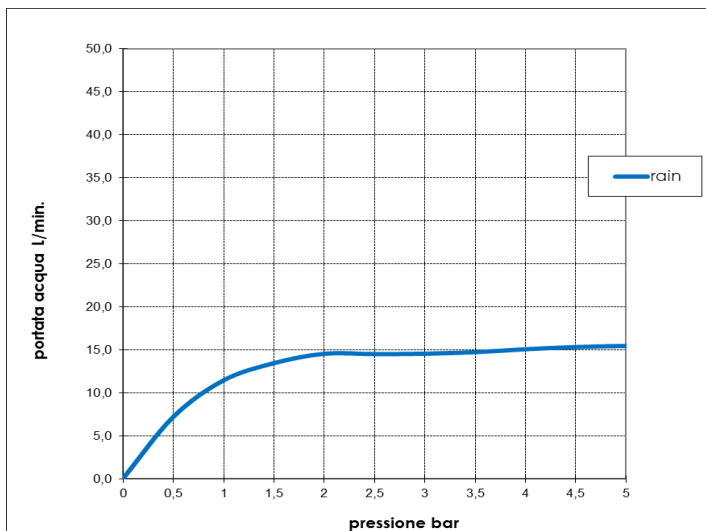
### Disegni - Drawings



KIT FISSAGGIO A PAVIMENTO  
FLOOR FIXING INSTALLATION KIT



### Grafico di portata - Flow rate diagram



|                      | rain                 |
|----------------------|----------------------|
| 0                    | 0,0                  |
| 0,5                  | 7,2                  |
| 1                    | 11,4                 |
| 1,5                  | 13,4                 |
| 2                    | 14,5                 |
| 2,5                  | 14,5                 |
| 3                    | 14,5                 |
| 3,5                  | 14,7                 |
| 4                    | 15,0                 |
| 4,5                  | 15,3                 |
| 5                    | 15,4                 |
| pressione <b>bar</b> | portata <b>L/min</b> |

**SCHEDA TECNICA - TECHNICAL SHEET**

29/01/2021

Rev: 0

**Caratteristiche idrauliche - Hydraulic features**

|  | Pressione<br>Pressure | Portata<br>Flow rate | Solo per miscelatori termostatici<br>Only for thermostatic mixers |    |
|--|-----------------------|----------------------|---|----|
| min  | 1 bar                 | <b>11,4 L/min</b>    | Blocco di sicurezza<br>Safety lock                                | -- |
| max  | 5 bar                 | <b>15,4 L/min</b>    | Temperatura acqua fredda<br>Cold water temperature                | -- |
| Portata minima consigliata per buon funzionamento<br><i>Recommended minimum flow-rate for optimal performace</i> |                       | <b>10 L/min</b>      | Temperatura acqua calda<br>Hot water temperature                  | -- |

**Materiali - Materials**

**Colonna doccia:** Acciaio inox AISI 316  
**Soffione TETIS 100871:** Corpo in acciaio inox AISI 304 e ugelli in silicone, connessione in ottone  
**Shower column:** *Stainless steel AISI 316*  
**Showerhead TETIS 100871:** *Stainless steel AISI 304 body and silicone nozzles, brass connection*

**Certificazioni - Certifications**

**Conformità' - Conformity**

Chrome plating (brass) - EN 248; Tap - EN 817;

info@bossini.it

www.bossini.it