

Codice - Code:

L00390

Tetis column

Descrizione - Description:

Colonna doccia TETIS da esterno in acciaio INOX AISI 316, con alimentazione acqua a terra. Completa di: kit di fissaggio a pavimento per il collegamento all'impianto idraulico (acqua calda e fredda), 2 rubinetti progressivi, soffione Tetis Ø250 e bocca lavapiedi getto aerato

TETIS Stainless steel INOX AISI 316 outdoor shower column grounded in the earth with floor water inlet. Including: fixing installation kit to floor for water pipe connection (hot and cold water), 2 progressive mixers, showerhead Tetis Ø250 and foot diffuser with aerated spray

Tecnologia - Technology:



TETIS Duschsäule aus Edelstahl AISI 316 Set für Boden Befestigung der Wasseranschlüsse (für Warm und Kaltwasser), 2 progressive Mischer. Tetis Kopfbrause Ø250mm, Fußdusche mit belüftetem Strahl.

Colonne douche TETIS en acier inox AISI 316, avec kit de fixation au sol pour la connexion de l'eau (froide et chaude), 2 mitigeurs progressives, pomme de douche Tetis Ø250mm, diffuseur lave-pieds à jet aéré

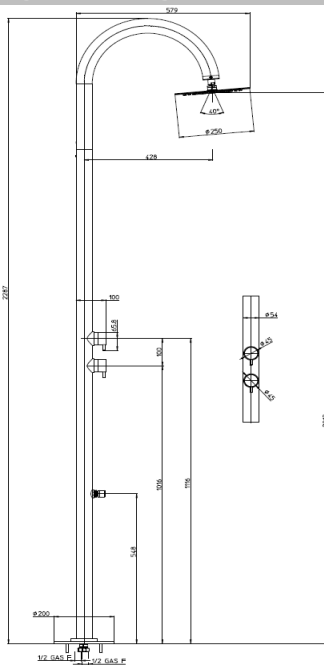
Columna ducha TETIS de acero inoxidable INOX AISI 316, kit de fijación a pavimento para la conexión del agua (fría y caliente), 2 mezcladores progresivos, rociador Tetis Ø250mm y difusor ducha-pie con chorro aireado

Душевая колонна TETIS из стали INOX AISI 316, Душевая колонна укомплектована: Комплект для крепления к полу и подключению к водоснабжению (горячему и холодному), 2 прогрессивных микшера, Душ Tetis diam. Ø250 мм, с вентилируемым носиком

Disegni - Drawings



KIT FISSAGGIO A PAVIMENTO
FLOOR FIXING INSTALLATION KIT



KIT FISSAGGIO A PAVIMENTO
FLOOR FIXING INSTALLATION KIT

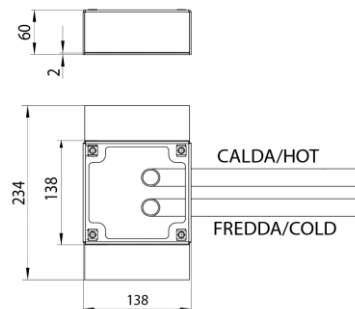
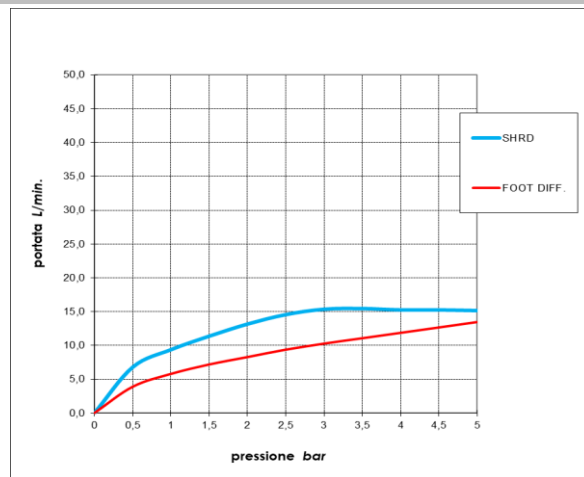


Grafico di portata - Flow rate diagram

	SHRD	FOOT DIFF.
0	0,0	0,0
0,5	6,8	3,9
1	9,4	5,8
1,5	11,4	7,2
2	13,2	8,3
2,5	14,6	9,4
3	15,4	10,3
3,5	15,5	11,1
4	15,3	11,9
4,5	15,3	12,7
5	15,2	13,5
pressione bar	portata L/min	



Caratteristiche idrauliche - Hydraulic features

		Pressione Pressure	Portata Flow rate	Solo per miscelatori termostatici Only for thermostatic mixers	
min		1 bar	11 L/min	Blocco di sicurezza Safety lock	--
max		5 bar	15 L/min	Temperatura acqua fredda Cold water temperature	--
Portata minima consigliata per buon funzionamento Recommended minimum flow-rate for optimal performance			10 L/min	Temperatura acqua calda Hot water temperature	--

Materiali - Materials

Colonna: Acciaio inox AISI 316, manopole in ottone cromato
Soffione 100871: Acciaio inox AISI 304 con ugelli in gomma
Column: AISI 316 stainless steel, chrome plated brass knobs
Showerhead 100871: AISI 304 stainless steel with rubber nozzles

Certificazioni - Certifications

Conformità' - Conformity

Showerhead - UNI EN 1112, Chrome plating (brass) UNI EN 248, Taps - UNI EN 817