
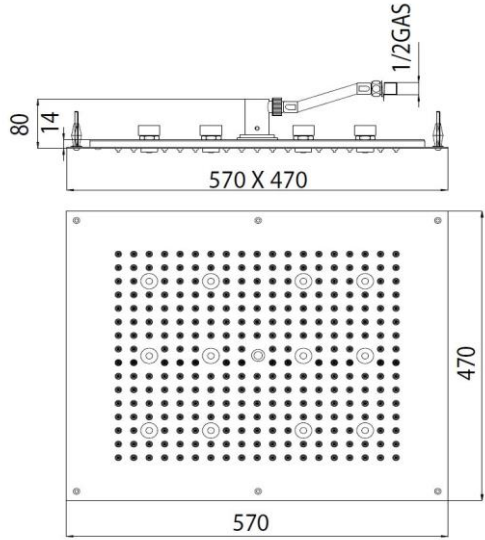
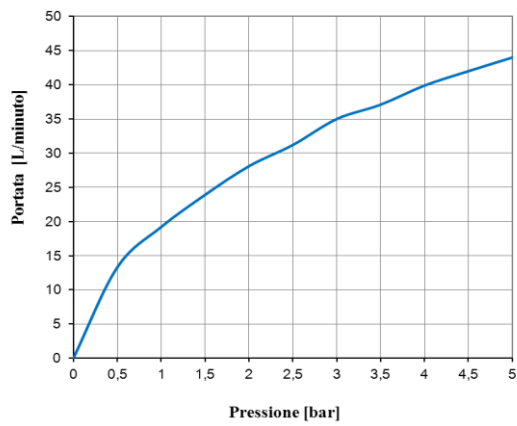


BOSSINI		SCHEDA TECNICA TECHNICAL SHEET		Date: 10/02/2017	Rev/0																										
Codice / Code: H37455		Descrizione / description: Soffione Dream con luci LED RGB, trasformatore a basso voltaggio, tastiera di controllo per Cromoterapia e flessibile di alimentazione acqua. Installazione a controsoffitto. Dream Shower heads with RGB LED Lights, low voltage transformer, control keyboard for Cromotherapy and flexible water connection. False ceiling installation.																													
Foto / image		Disegni / drawings																													
																															
Grafico di portata / Flow rate diagram																															
<table border="1"> <thead> <tr> <th></th> <th>pioggia</th> </tr> </thead> <tbody> <tr><td>0</td><td>0</td></tr> <tr><td>0,5</td><td>13,3</td></tr> <tr><td>1</td><td>19,2</td></tr> <tr><td>1,5</td><td>23,9</td></tr> <tr><td>2</td><td>28,1</td></tr> <tr><td>2,5</td><td>31,2</td></tr> <tr><td>3</td><td>35</td></tr> <tr><td>3,5</td><td>37,1</td></tr> <tr><td>4</td><td>39,9</td></tr> <tr><td>4,5</td><td>42</td></tr> <tr><td>5</td><td>44</td></tr> <tr> <td>Pressione [bar]</td> <td>Portata [L/min]</td> </tr> </tbody> </table>			pioggia	0	0	0,5	13,3	1	19,2	1,5	23,9	2	28,1	2,5	31,2	3	35	3,5	37,1	4	39,9	4,5	42	5	44	Pressione [bar]	Portata [L/min]				
	pioggia																														
0	0																														
0,5	13,3																														
1	19,2																														
1,5	23,9																														
2	28,1																														
2,5	31,2																														
3	35																														
3,5	37,1																														
4	39,9																														
4,5	42																														
5	44																														
Pressione [bar]	Portata [L/min]																														
MATERIALI / materials																															
PIASTRE IN ACCIAIO AISI 304, GUARNIZIONE DI TENUTA EPDM, RACCORDERIA OTTONE - PLATES MADE BY STAINLESS STEEL, SEALS BY EPDM AND FITTINGS BY BRASS																															
CARATTERISTICHE IDRAULICHE / hydraulic features																															
	pressione pressure	portata flow rate	temperatura temperature	solo per miscelatori termostatici only for thermostatic mixers																											
min	1 bar	/	/	Blocco di sicurezza safety lock	/																										
max	5 bar	/	<70°C	Temperatura acqua fredda cold water temperature	/																										
consigliata recommended	2-3 bar	16 L/min	/	Temperatura acqua calda hot water temperature	/																										
CERTIFICAZIONI / CERTIFICATIONS: ACS (FRA) - NF [EN1112] (FRA) - Watermark [AS/NZS 3662:2005] (AUS)- 2006/95/CE; 2004/108/CE																															
CONFORMITA' / CONFORMITY .																															