
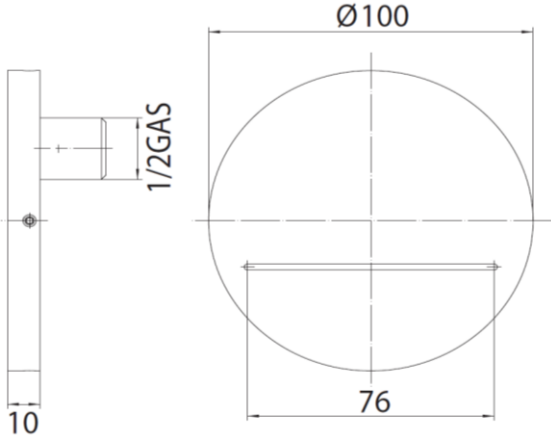
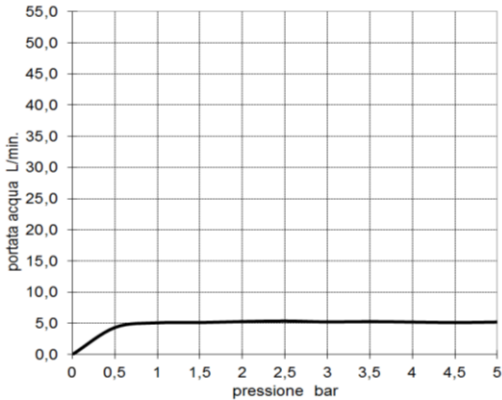


BOSSINI		SCHEDA TECNICA TECHNICAL SHEET		Date: 27/06/2017	Rev/0																								
Codice / Code: E86911		Descrizione / description: Bocca vasca & doccia ottone con getto a cascata 1/2" M. Brass waterfall spout for bathtub & shower, 1/2" M wall inlet																											
Foto / image		Disegni / drawings																											
																													
Grafico di portata / Flow rate diagram																													
<table border="1"> <thead> <tr> <th></th> <th>CASCATA</th> </tr> </thead> <tbody> <tr><td>0</td><td>0,0</td></tr> <tr><td>0,5</td><td>4,3</td></tr> <tr><td>1</td><td>5,1</td></tr> <tr><td>1,5</td><td>5,1</td></tr> <tr><td>2</td><td>5,3</td></tr> <tr><td>2,5</td><td>5,4</td></tr> <tr><td>3</td><td>5,2</td></tr> <tr><td>3,5</td><td>5,3</td></tr> <tr><td>4</td><td>5,2</td></tr> <tr><td>4,5</td><td>5,1</td></tr> <tr><td>5</td><td>5,2</td></tr> </tbody> </table>			CASCATA	0	0,0	0,5	4,3	1	5,1	1,5	5,1	2	5,3	2,5	5,4	3	5,2	3,5	5,3	4	5,2	4,5	5,1	5	5,2				
	CASCATA																												
0	0,0																												
0,5	4,3																												
1	5,1																												
1,5	5,1																												
2	5,3																												
2,5	5,4																												
3	5,2																												
3,5	5,3																												
4	5,2																												
4,5	5,1																												
5	5,2																												
<table border="1"> <thead> <tr> <th>pressione bar</th> <th>portata L/min</th> </tr> </thead> <tbody> <tr><td>0</td><td>0,0</td></tr> <tr><td>0,5</td><td>4,3</td></tr> <tr><td>1</td><td>5,1</td></tr> <tr><td>1,5</td><td>5,1</td></tr> <tr><td>2</td><td>5,3</td></tr> <tr><td>2,5</td><td>5,4</td></tr> <tr><td>3</td><td>5,2</td></tr> <tr><td>3,5</td><td>5,3</td></tr> <tr><td>4</td><td>5,2</td></tr> <tr><td>4,5</td><td>5,1</td></tr> <tr><td>5</td><td>5,2</td></tr> </tbody> </table>		pressione bar	portata L/min	0	0,0	0,5	4,3	1	5,1	1,5	5,1	2	5,3	2,5	5,4	3	5,2	3,5	5,3	4	5,2	4,5	5,1	5	5,2				
pressione bar	portata L/min																												
0	0,0																												
0,5	4,3																												
1	5,1																												
1,5	5,1																												
2	5,3																												
2,5	5,4																												
3	5,2																												
3,5	5,3																												
4	5,2																												
4,5	5,1																												
5	5,2																												
MATERIALI / materials																													
OTTONE/BRASS																													
CARATTERISTICHE IDRAULICHE / hydraulic features																													
	pressione pressure	portata flow rate	temperatura temperature	solo per miscelatori termostatici only for thermostatic mixers																									
min	1 bar	5 l/min	--	Blocco di sicurezza safety lock	/																								
max	5 bar	--	--	Temperatura acqua fredda cold water temperature	/																								
consigliata recommended	2-3 bar	--	--	Temperatura acqua calda hot water temperature	/																								
CERTIFICAZIONI / CERTIFICATIONS:																													
CONFORMITA' / CONFORMITY : Chrome plating - EN 248.																													